

# High Performance Design Can Customize To Your Environment



## Lens

Internal heat dissipation fins provides thermal management for lens life/

## Housing

Die cast alluminum housing withstands rust, corrosion and outdoor environments.

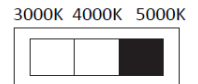
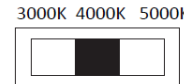
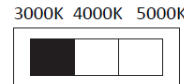
## Mounting

The BLS mounts to floor foundation secured from the base with flathead, counter sunk screws.

## CCT Adjustable

CCT Switch Technology can accommodate multi color temperatures from warmest to coolest tones of white. CCT can be adjusted to either 3000K, 4000K or 5000K.

### COLOR TEMPERATURE ADJUSTMENT SETTING



## Driver

Equipped standard with 120-277V driver at 60Hz.

## BLR Wattage Comparison

Hospitals, warehouse facilities, office, schools



GlobalLux  
LIGHTING

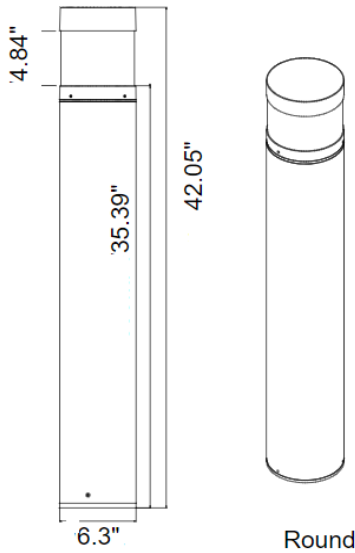
**22/16/12W**  
2,640/1,920/1,440  
Lumens

Conventional  
Fluorescent

No Equivalent

# Ordering Information

## Dimensions



BLR Series

22/16/12W - (2,640 Lumens)  
(1,920 Lumens)  
(1,440 Lumens)

## Specification Features



### Construction

Rugged die cast aluminum housing withstands outdoor environments. Outer surface treated with durable bronze power coating to provide resistant to corrosion, rust, weathering, and or degradation. Performance engineered internal heat dissipation fins provide superior thermal management for lens life and reliability.

### Qualifications

All luminaires are built to UL 1598 and 2108 standards, and bear appropriate ETL labels. Wet location labeling is standard. Adheres to LM70, LM80, and TM21 industry standards. IP65 rated.

### Electrical

Equipped standard with fixed output, 120-277V driver operating at 60Hz. Long Life LED's, at L80 with projected life over 60,000 hours for reduced life cycle maintenance costs. Adjustable CCT at 3000K, 4000K, 5000K. Includes 3-level switch to simply adjust lumen output. 10,000V surge protection is standard.

### Installation

Base mounts onto foundation with three (3) 1/2" x 12 1/2" anchor bolts. Bollard housing is secured to the base with flathead, counter-sunk screws for smooth, uncluttered appearance.

### Warranty

5-year Limited Warranty. See warranty documentation for more information.

Rated Life 50,000 hours  
Limited Warranty 3 years  
Efficacy Up to 120 LPW

Quick Ship

BLR-22/16/12-MV-830/40/50

## Ordering Information

Example: BLR-22/16/12-MV-830/40/50

BLR	22/16/12	MV	8	30/40/50		
<b>Series</b> BLR Round LED Bollard	<b>Rated Wattage</b> Adjustable 22/16/12- 22/16/12W (2,640 Lumens) (1,920 Lumens) (1,440 Lumens)	<b>Driver Type</b> MV- 120-277V	<b>CRI</b> 8 80+ CRI	<b>Color Temp</b> 30/40/50- 3000/4000/50 00K (Adjustable)		