

PROJECT	NOTES	TYPE	DATE	CAT. No.
---------	-------	------	------	----------



RPG

Round Parking Garage Canopy

The RPG family of LED canopy fixtures combine high-performance LEDs, highly-engineered optics to traditional designs to bring you the most advanced line of canopy fixtures on the market. The long LED life coupled with exceptional color rendering make this fixture attractive for new or retrofit projects.



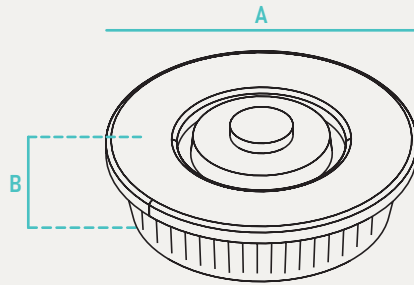
INPUT VOLTAGE	120-277V
INPUT FREQUENCY	50/60 Hz
RATED WATTAGE	See Performance Table
DELIVERED LUMENS	See Performance Table
EFFICACY	138-150 LPW (typ.)
CRI	80CRI
AVAILABLE CCT	3000K, 4000K, 5000K
LENS TYPE	PC

RATED LIFE	5yrs (Based on 3hrs a Day)
L70	N/A
POWER FACTOR	0.9
THD	20%
DIMMING	0-10V Dimming
OPERATING TEMP.	N/A
BEAM ANGLE	150°

ORDER INFO / EXAMPLE: RPG-AWL-MVD-MCT-BR

QUICK SHIP ITEMS ON PG.2

SERIES	RATED WATTAGE	DRIVER TYPE	COLOR TEMP	FINISH
RPG	AWL	MVD	MCT	BR
RPG Round Parking Garage Canopy	AWL - 35W/45W/55W Selectable (5,250 / 6,750 / 8250 Lumens)	MVD - 120-277V 0-10V Dimming	MCT - 3000K, 4000K, 5000K CCT Selectable Switch; 80CRI	BR - Bronze WH - White
OPTIONS / ACCESSORIES				
		Emergency Backup EML15-RPG - 15W Remote Mounted Battery (Field Install)	Controls MOSBT - Twist on Bi-Level Microwave Sensor (Requires Remote, Sold Separately) RM-MOSB-T - Programming remote for MOSBT	



	A	B	Case QTY
RPG	10.03" Dia	3.11" H	2

CONSTRUCTION

Rugged vandal proof aluminum housing withstands outdoor environments. Outer surface treated with durable power coating to provide resistant to corrosion, rust, weathering, and or degradation. Performance engineered internal heat dissipation fins provide superior thermal management for lens life and reliability.

ELECTRICAL

Equipped with 120-277V, 0-10V dimming driver and long Life LED's 60,000 hours at L80 with projected life over 100,000 hours for reduced life cycle maintenance costs. Adjustable CCT at 3000K, 4000K, 5000K.

QUALIFICATIONS

All luminaires are built to UL 1598 and 2108 standards, and bear appropriate ETL labels. Wet location labeling is standard. Emergency equipped fixtures labeled UL924. Adheres to LM70, LM80, and TM21 industry standards. DesignLights Consortium® (DLC) DLC qualified product. Not all models of this product may be DLC qualified. Please check the DLC Qualified Products List at www.designlights.org/QPL to confirm which models are qualified.

OPTIONS

Optional On/Off or Bi-level Motion sensor, high voltage transformers, emergency battery backups

INSTALLATION

Luminaire mounting designed for standard J-Box. Features multiple conduit entries.

WARRANTY

5-year Limited Warranty. See warranty documentation for more info.


PERFORMANCE DATA

FORM FACTOR	KELVIN	RATED WATTAGE	DELIVERED LUMENS	EFFICACY (LM/W)
RPG	3K/4K/5K	55W	8250	150

QUICK SHIP

RPG-55-MVD-MCT-BR ¹	RPG-55-MVD-MCT-WH ¹
--------------------------------	--------------------------------

ADDITIONAL IMAGES



RECOMMENDED DIMMERS

WBSD-010DEC (Cooper)	WBSD-010SLD (Cooper)
DF10P (Cooper)	

Made to order items. Minimum 90 day lead time.
 Minimum order quantity may vary please contact sales.
¹ DLC Listed / ² DLC Premium Listed / ³ Title 24 / ⁴ JA8 & Title 24
 Typical color consistency. May vary or be changed. L70 hours calculated based on LED package manufacturer LM80 report and ISTMT report of LED in luminaire. Stated values are for select catalog numbers. Contact GlobaLux for detailed information.
 Actual performance may differ as a result of end-user environment and application. All values are design or typical values, measured under laboratory conditions at 25 °C.

COMPATIBLE JUNCTION BOXES



4" PVC

4" Octagon

4" PVC Ceiling Box

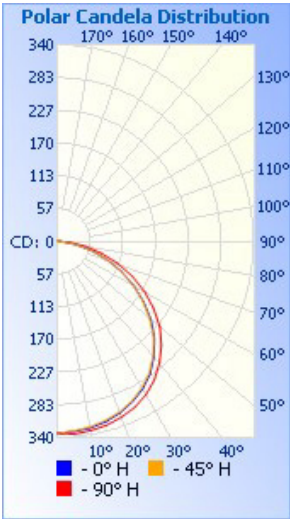
3-1/2" Octagon

4" Round Pancake

4" Octagon / V Bracket

PHOTOMETRIC DATA

RDL-7



Zonal Lumen Summary			
Zone	Lumens	% Lamp	% Luminaire
0-30	266.3	25.7%	25.7%
0-40	444.5	42.8%	42.9%
0-60	806.5	77.7%	77.8%
60-90	227.7	21.9%	22%
70-100	96.7	9.3%	9.3%
90-120	1.1	0.1%	0.1%
0-90	1,034.2	99.6%	99.7%
90-180	2.7	0.3%	0.3%
0-180	1,036.9	99.9%	100%

Coefficients Of Utilization - Zonal Cavity Method																		
												Effective Floor Cavity Reflectance: 20%						
RCC %:	80				70				50				30	10	0			
RW %:	70	50	30	0	70	50	30	0	50	30	20	50	30	20	50	30	20	0
RCR: 0	1.19	1.19	1.19	1.19	1.16	1.16	1.16	1.00	1.11	1.11	1.11	1.06	1.06	1.06	1.02	1.02	1.02	1.00
1	1.08	1.03	.99	.95	1.06	1.01	.97	.84	.97	.94	.91	.93	.90	.88	.89	.87	.85	.83
2	.98	.90	.83	.77	.96	.88	.81	.70	.84	.79	.74	.81	.76	.72	.78	.74	.71	.69
3	.89	.79	.70	.64	.87	.77	.69	.59	.74	.67	.62	.71	.65	.61	.69	.64	.60	.57
4	.82	.69	.60	.54	.79	.68	.60	.51	.66	.58	.52	.63	.57	.52	.61	.55	.51	.49
5	.75	.62	.53	.46	.73	.61	.52	.44	.59	.51	.45	.57	.50	.45	.55	.49	.44	.42
6	.69	.56	.46	.40	.67	.55	.46	.38	.53	.45	.39	.51	.44	.39	.49	.43	.39	.36
7	.64	.50	.41	.35	.62	.49	.41	.34	.48	.40	.35	.46	.40	.34	.45	.39	.34	.32
8	.60	.46	.37	.31	.58	.45	.37	.30	.44	.36	.31	.42	.36	.31	.41	.35	.30	.29
9	.56	.42	.34	.28	.54	.41	.33	.27	.40	.33	.28	.39	.32	.28	.38	.32	.27	.26
10	.52	.39	.31	.25	.51	.38	.30	.25	.37	.30	.25	.36	.30	.25	.35	.29	.25	.23

Made to order items. Minimum 90 day lead time. Minimum order quantity may vary please contact sales.

¹ DLC Listed / ² DLC Premium Listed / ³ Title 24 / ⁴ JA8 & Title 24 / Typical color consistency. May vary or be changed.

L70 hours calculated based on LED package manufacturer LM80 report and ISTMT report of LED in luminaire. Stated values are for select catalog numbers. Contact GlobaLux for detailed information. / Actual performance may differ as a result of end-user environment and application. All values are design or typical values, measured under laboratory conditions at 25 °C.