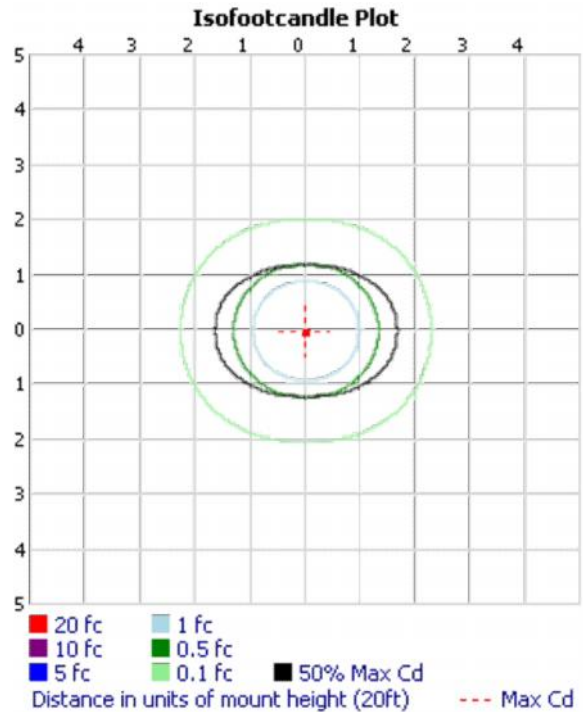
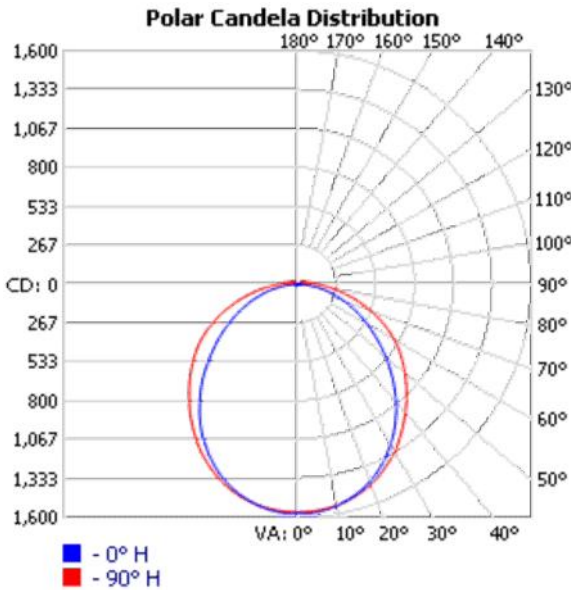


OUTDOOR PHOTOMETRIC REPORT

CATALOG: LVTS-34LED-MV-830/40/50

MANUFACTURER: GLOBALUX LIGHTING
 TEST #: P131691
 TEST LAB: GLOBALUX LIGHTING
 TEST DATE: 11/14/14
 CATALOG: LVTS-34LED-MV-830/40/50
 DESCRIPTION: 4' INDUSTRIAL VAPOR LIGHT WITH FROST LENS. TEST IS SCALED FROM IESNA LM-79-08 TEST DATA (P33626) USING A 500 WATT, NIST TRACEABLE, OMNIDIRECTIONAL LAB LUMEN STANDARD IN THE GONIOPHOTOMETER WITH TEST DISTANCE OF 24 FEET
 LAMP OUTPUT: TOTAL LUMINAIRE LUMENS: 4700.3, **ABSOLUTE PHOTOMETRY ***
 INPUT WATTAGE: 38.1
 LUMINOUS OPENING: RECTANGLE W/LUMINOUS SIDES (L: 48", W: 6", H: 2")
 Max Cd: 1,573.6 AT HORIZONTAL: 0°, VERTICAL: 2.5°
 Roadway Class: TYPE VS



* TEST BASED ON ABSOLUTE PHOTOMETRY WHERE LAMP LUMENS= LUMENS TOTAL.
 * CUTOFF CLASSIFICATION AND EFFICIENCY CANNOT BE PROPERLY CALCULATED FOR ABSOLUTE PHOTOMETRY.

OUTDOOR PHOTOMETRIC REPORT
 CATALOG: LVTS-34LED-MV-850

ZONAL LUMEN SUMMARY

Zone	Lumens	% Luminaire
0-30	1,208.1	25.7%
0-40	1,961.3	41.7%
0-60	3,420.4	72.8%
60-90	1,113.6	23.7%
70-100	638.6	13.6%
90-120	145.5	3.1%
0-90	4,534.0	96.5%
90-180	166.3	3.5%
0-180	4,700.3	100%

LUMENS PER ZONE

Zone	Lumens	% Total	Zone	Lumens	% Total
0-10	148.1	3.2%	90-100	80.5	1.7%
10-20	423.7	9.0%	100-110	40.9	0.9%
20-30	636.3	13.5%	110-120	24.1	0.5%
30-40	753.2	16.0%	120-130	13.3	0.3%
40-50	765.9	16.3%	130-140	5.7	0.1%
50-60	693.3	14.7%	140-150	1.5	0%
60-70	555.5	11.8%	150-160	0.2	0%
70-80	369.4	7.9%	160-170	0	0%
80-90	188.7	4.0%	170-180	0	0%

ROADWAY SUMMARY

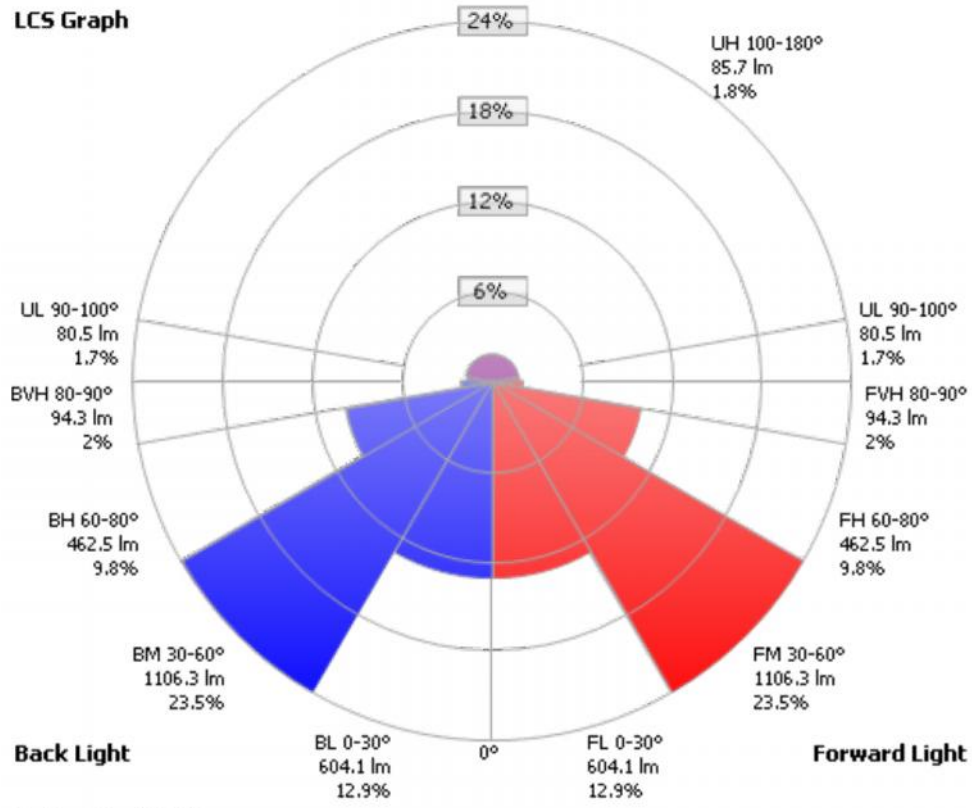
Distribution:	Type	VS
Max Cd, 90 Deg Vert:		147.3
Max Cd, 80 to <90 Deg:		305.4
	Lumens	% Lamp
Downward Street Side:	2,267.2	48.2%
Downward House Side:	2,267.2	48.2%
Downward Total:	4,534.4	96.5%
Upward Street Side:	83.1	1.8%
Upward House Side:	83.1	1.8%
Upward Total:	166.2	3.5%
Total Lumens:	4,700.6	100%

LCS TABLE

BUG RATING	B2 - U3 - G1	LUMENS	LUMENS %
FORWARD LI GHT			
Low(0-30):	604.1		12.9%
Medium(30-60):	1,106.3		23.5%
High(60-80):	462.5		9.8%
Very High(80-90):	94.3		2%
BACK LI GHT			
Low(0-30):	604.1		12.9%
Medium(30-60):	1,106.3		23.5%
High(60-80):	462.5		9.8%
Very High(80-90):	94.3		2%
UPLI GHT			
Low(90-100):	80.5		1.7%
High(100-180):	85.7		1.8%
TRAPPED LI GHT:	0		0%

OUTDOOR PHOTOMETRIC REPORT
 CATALOG: LVTS-34LED-MV-850

LCS Graph



Scale = Max LCS %
 Trapped Light: 0lm, 0%

OUTDOOR PHOTOMETRIC REPORT
 CATALOG: LVTS-34LED-MV-850

CANDELA TABLE - TYPE C

	0	5	10	15	20	25	30	35	40	45	50	55	60	65	70	75	80	85	90
0	1564	1564	1564	1564	1564	1564	1564	1564	1564	1564	1564	1564	1564	1564	1564	1564	1564	1564	1564
5	1567	1562	1556	1558	1561	1562	1561	1560	1555	1551	1552	1556	1560	1562	1561	1562	1563	1562	1558
10	1541	1537	1532	1535	1538	1540	1540	1539	1534	1530	1532	1538	1541	1543	1542	1544	1545	1543	1541
15	1500	1494	1492	1494	1497	1501	1501	1500	1496	1497	1499	1505	1508	1511	1511	1512	1513	1512	1509
20	1439	1435	1432	1436	1439	1445	1446	1446	1443	1446	1450	1457	1460	1463	1463	1465	1465	1463	1462
25	1362	1359	1357	1362	1366	1372	1375	1378	1373	1380	1385	1392	1395	1398	1399	1402	1402	1401	1399
30	1268	1266	1266	1270	1277	1283	1291	1294	1292	1298	1307	1313	1317	1320	1322	1327	1327	1326	1326
35	1163	1159	1159	1168	1175	1184	1191	1194	1198	1204	1215	1222	1229	1232	1235	1239	1239	1239	1238
40	1044	1042	1043	1052	1061	1072	1080	1086	1095	1102	1113	1123	1132	1138	1140	1146	1148	1147	1147
45	921	918	922	930	943	952	964	972	983	997	1009	1018	1029	1035	1044	1049	1053	1053	1052
50	791	792	797	807	821	834	847	859	870	887	902	916	928	937	946	954	957	961	958
55	669	670	677	686	700	716	730	747	762	780	797	813	827	839	851	857	861	864	865
60	553	554	561	573	586	601	620	637	657	676	695	712	727	739	749	756	761	764	764
65	443	445	454	462	476	494	514	534	556	575	590	608	622	632	641	647	650	653	654
70	340	341	350	361	375	394	414	433	453	472	485	499	510	520	523	527	532	533	534
75	247	248	254	265	280	299	317	337	352	367	381	390	400	404	409	410	412	415	414
80	158	159	167	180	195	213	228	245	259	272	280	289	294	300	301	304	304	305	304
85	82	86	93	105	120	136	152	165	178	188	196	204	208	210	212	212	214	213	212
90	25	31	41	52	66	80	93	106	117	126	132	138	143	144	146	147	147	147	147
95	21	21	24	28	36	44	54	65	74	81	88	92	96	99	101	101	102	103	102
100	17	17	18	21	25	30	36	43	49	55	61	64	68	70	73	74	74	74	75
105	15	14	14	15	18	23	27	31	37	41	44	49	51	54	55	56	57	57	57
110	12	11	10	11	13	16	21	24	28	32	36	39	41	43	44	46	47	47	48
115	9	9	8	8	9	11	15	18	22	25	28	31	34	36	38	39	40	40	40
120	6	6	5	5	5	8	10	13	16	20	23	25	27	29	31	32	34	34	34
125	4	4	4	3	3	4	6	9	11	14	17	20	22	24	25	26	27	27	28
130	3	3	3	2	2	2	3	5	8	10	12	14	16	18	20	21	22	22	22
135	2	2	2	2	1	1	1	2	3	5	8	9	11	12	13	14	14	15	15
140	1	1	1	1	1	1	1	1	1	2	3	5	6	8	9	10	10	11	11
145	1	1	1	1	1	1	1	1	1	1	1	1	2	3	4	4	5	5	5
150	1	1	1	1	1	1	1	1	1	1	0	0	0	0	1	1	1	1	1
155	1	1	1	1	1	1	1	1	1	1	1	0	0	0	0	0	0	0	0
160	0	0	0	0	0	0	0	0	0	0	0	0	0	0	0	0	0	0	0
165	0	0	0	0	0	0	0	0	0	0	0	0	0	0	0	0	0	0	0
170	0	0	0	0	0	0	0	0	0	0	0	0	0	0	0	0	0	0	0
175	0	0	0	0	0	0	0	0	0	0	0	0	0	0	0	0	0	0	0
180	0	0	0	0	0	0	0	0	0	0	0	0	0	0	0	0	0	0	0