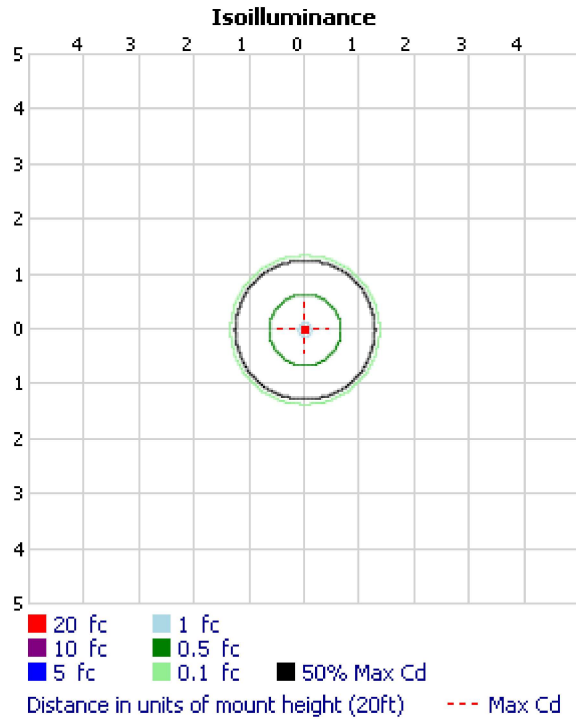
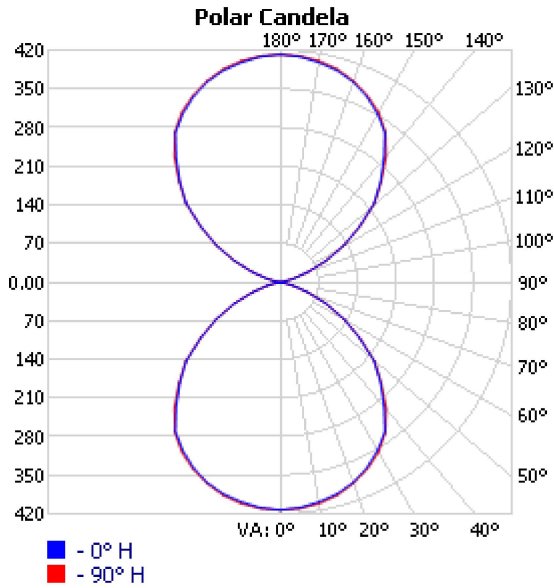


OUTDOOR PHOTOMETRIC REPORT

CATALOG: LOC-UD-24-120-830

Manufacturer:

Test #: LCZP19050128
 Test Lab: LCTECH
 Test Date: 2018/8/11
 Catalog: LOC-UD-24-120-830
 Description: LED Wall Light
 Lamp Output: 1 lamp, rated Lumens/lamp: 2021.8
 Input Wattage: 23.96
 Luminous Opening: Circular (Dia: 4.72")
 Max Cd: 412.9 at Horizontal: 0°, Vertical: 0°
 CUTOFF CLASS: Noncutoff
 Roadway Class: Type VS
 Efficiency: 99.8%



OUTDOOR PHOTOMETRIC REPORT
 CATALOG: LOC-UD-24-120-830

Zonal Lumen Summary

Zone	Lumens	% Lamp	% Luminaire
0-30	322.6	16%	16%
0-40	527.4	26.1%	26.1%
0-60	885.4	43.8%	43.9%
60-90	124.0	6.1%	6.1%
70-100	35.6	1.8%	1.8%
90-120	124.0	6.1%	6.1%
0-90	1,009.4	49.9%	50%
90-180	1,009.5	49.9%	50%
0-180	2,018.9	99.9%	100%

Lumens Per Zone

Zone	Lumens	% Total	Zone	Lumens	% Total
0-10	39.0	1.9%	90-100	3.1	0.2%
10-20	112.3	5.6%	100-110	29.4	1.5%
20-30	171.3	8.5%	110-120	91.5	4.5%
30-40	204.8	10.1%	120-130	159.0	7.9%
40-50	199.1	9.9%	130-140	199.1	9.9%
50-60	159.0	7.9%	140-150	204.8	10.1%
60-70	91.5	4.5%	150-160	171.3	8.5%
70-80	29.4	1.5%	160-170	112.3	5.6%
80-90	3.1	0.2%	170-180	39.0	1.9%

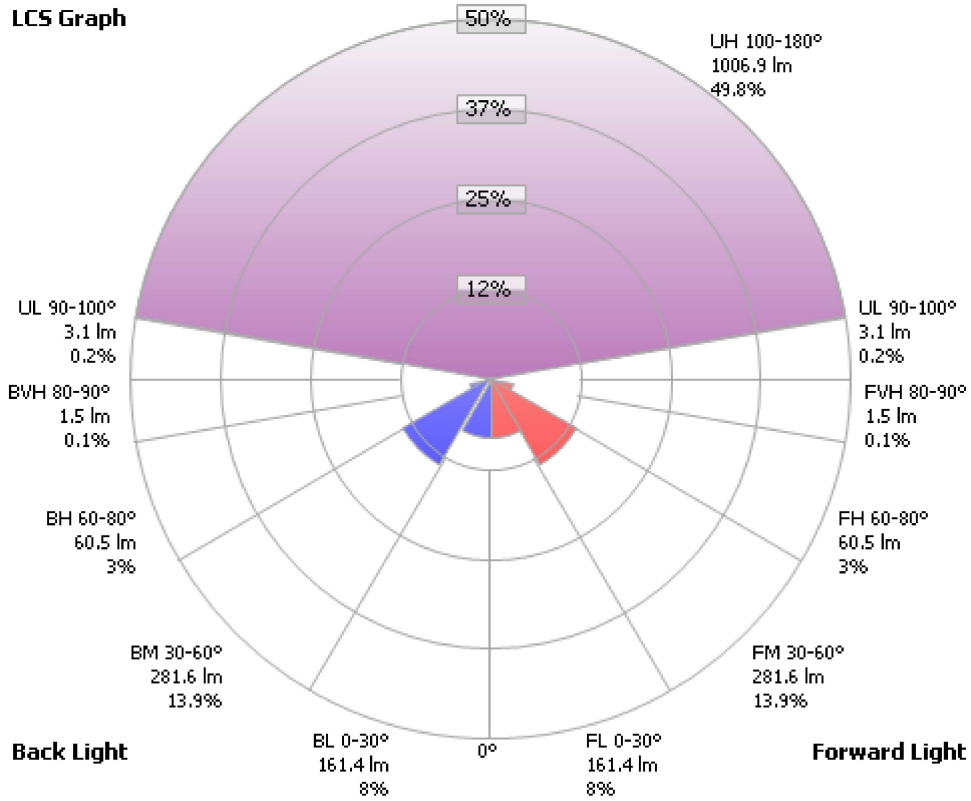
Roadway Summary

Cutoff Classification:	NONCUTOFF	
Distribution:	Type VS	
Max Cd, 90 Deg Vert:	0.000	
Max Cd, 80 to <90 Deg:	8.0	
	<u>Lumens</u>	<u>% Lamp</u>
Downward Street Side:	505.0	25%
Downward House Side:	505.0	25%
Downward Total:	1,009.9	50%
Upward Street Side:	505.0	25%
Upward House Side:	505.0	25%
Upward Total:	1,009.9	50%
Total Lumens:	2,019.9	99.9%

LCS Table

BUG Rating	B1 - U5 - G0	
	Lumens	Lumens %
Forward Light		
Low(0-30):	161.4	8%
Medium(30-60):	281.6	13.9%
High(60-80):	60.5	3%
Very High(80-90):	1.5	0.1%
Back Light		
Low(0-30):	161.4	8%
Medium(30-60):	281.6	13.9%
High(60-80):	60.5	3%
Very High(80-90):	1.5	0.1%
Uplight		
Low(90-100):	3.1	0.2%
High(100-180):	1,006.9	49.8%
Trapped Light:	1.9	0.1%

OUTDOOR PHOTOMETRIC REPORT
 CATALOG: LOC-UD-24-120-830



Scale = Max LCS %

☉ Trapped Light: 1.9 lm, 0.1%

OUTDOOR PHOTOMETRIC REPORT
 CATALOG: LOC-UD-24-120-830

Candela Table - Type C

	0	15	30	45	60	75	90
0	413	413	413	413	413	413	413
5	410	411	412	412	410	410	412
10	404	405	407	406	405	405	407
15	397	398	400	400	397	397	400
20	386	386	388	388	386	386	388
25	371	372	374	373	371	371	373
30	353	352	354	354	354	354	356
35	331	331	331	330	329	330	332
40	293	293	295	296	295	296	298
45	257	257	259	257	257	258	259
50	222	222	223	223	221	221	223
55	175	178	180	180	179	177	176
60	133	133	133	135	134	135	134
65	91	91	92	92	92	90	91
70	53	52	54	55	55	54	54
75	25	25	26	26	26	25	24
80	7.53	7.32	7.12	7.56	7.31	7.53	7.97
85	1.77	1.77	1.78	2.22	2.22	1.99	1.77
90	0	0	0	0	0	0	0
95	1.77	1.77	1.78	2.22	2.22	1.99	1.77
100	7.53	7.32	7.12	7.56	7.31	7.53	7.97
105	25	25	26	26	26	25	24
110	53	52	54	55	55	54	54
115	91	91	92	92	92	90	91
120	133	133	133	135	134	135	134
125	175	178	180	180	179	177	176
130	222	222	223	223	221	221	223
135	257	257	259	257	257	258	259
140	293	293	295	296	295	296	298
145	331	331	331	330	329	330	332
150	353	352	354	354	354	354	356
155	371	372	374	373	371	371	373
160	386	386	388	388	386	386	388
165	397	398	400	400	397	397	400
170	404	405	407	406	405	405	407
175	410	411	412	412	410	410	412
180	413	413	413	413	413	413	413