

PROJECT	NOTES	TYPE	DATE	CAT. No.
---------	-------	------	------	----------



# SWL

## CCT Adjustable LED Stairwell Fixture

The SWL Series of LED stairwell fixtures are a cost effective, energy-saving replacement for less efficient fluorescent fixtures. The SWL fixture features 120° light angle covered with an polycarbonate lens and a one-piece fabricated steel body. These LED stairwell fixtures are ideal for lighting in parking garages and stairwells and/or other applicable building lighting in residential multi-family buildings, workshops, utility rooms, corridors and other commercial applications.

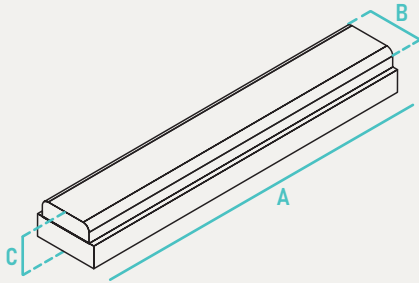


INPUT VOLTAGE	120-277V
INPUT FREQUENCY	50/60 Hz
RATED WATTAGE	See Performance Data
DELIVERED LUMENS	See Performance Data
EFFICACY	90 LPW (typ.)
CRI	80CRI
AVAILABLE CCT	3000K, 3500K, 4000K
LENS TYPE	Plastic

RATED LIFE	50,000hrs (Based on 3hrs a Day)
L70	>50,000hrs
POWER FACTOR	>0.9
THD	N/A
DIMMING	0-10V Continuous (10-100%)
OPERATING TEMP.	-4°F - 113°F / -20°C to 45°C
BEAM ANGLE	N/A

### ORDER INFO / EXAMPLE: SWL-2-17-MVD-830/35/40

SERIES	LENGTH	RATED WATTAGE	DRIVER TYPE	COLOR TEMP
SWL	2	36	MVD	830/35/40
SWL LED Stairwell Fixture	2- 24" Length 4- 48" Length	24" Housing 17- 17W, 1530 Lumens 48" Housing 34- 34W, 3060 Lumens	MVD- 120-277V; 0-10V Dimming	830/35/40- 3000K, 3500K, 4000K CCT Selectable; 80CRI
<b>OPTIONS / ACCESSORIES</b>				
			<b>Emergency Backup</b> <b>EML16-</b> 16W Battery Backup	<b>Controls</b> <b>MOSB-</b> Integral Bi-Level Microwave Sensor



## PERFORMANCE DATA

FORM FACTOR	KELVIN	RATED WATTAGE	DELIVERED LUMENS	EFFICACY (LM/W)
24"	3K/35K/4K	17W	1530	90
48"	3K/35K/4K	34W	3060	90

## QUICK SHIP

SWL-2-17-MVD-830/35/40	SWL-4-34-MVD-830/35/40
------------------------	------------------------

## ADDITIONAL IMAGES



## RECOMMENDED DIMMERS

WBSD-010DEC (Cooper)	WBSD-010SLD (Cooper)
DF10P (Cooper)	

	A	B	C	Case QTY
SWL-2	24" L	4.2" W	3.1" H	6
SWL-4	48" L	4.2" W	3.1" H	3

### CONSTRUCTION

Rugged construction, solid die formed, cold-rolled steel housing. All fixtures surface are powder coated after fabrication. Frosted acrylic diffusers provide even consistent light while reducing glare. Lens design and materials provide uniform appearance without pixelation.

### ELECTRICAL

Standard with 0-10V continuous dimming driver that works with any standard 0-10V control/dimmer. Long-Life LED's 60,000 hours at L80 with projected life over 100,000 hours for reduced life cycle maintenance costs.

### QUALIFICATIONS

All luminaires are built to UL 1598 and 2108 standards, and bear appropriate ETL labels. Damp location labeling is standard. Emergency equipped fixtures labeled UL924. Adheres to LM70, LM80, and TM21 industry standards.

### OPTIONS

Optional Bi-Level Motion Sensor, high voltage transformers, emergency battery backups.

### INSTALLATION

Suitable for wall or ceiling mounting, vertical or horizontal.

### WARRANTY

5-year Limited Warranty. See warranty documentation for more info.

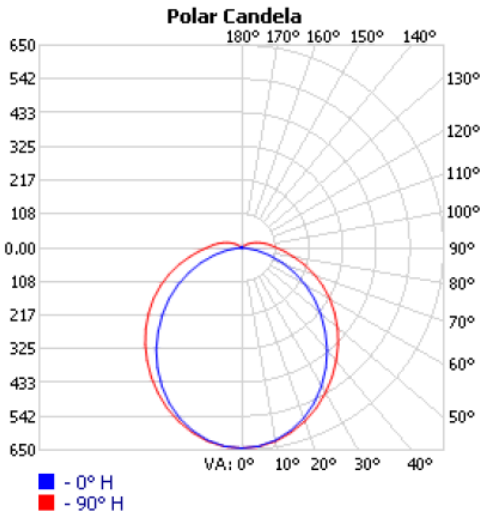
## COMPATIBLE JUNCTION BOXES



4" PVC	4" Octagon	4" PVC Ceiling Box	3-1/2" Octagon	4" Round Pancake	4" Octagon / V Bracket
--------	------------	--------------------	----------------	------------------	------------------------

## PHOTOMETRIC DATA

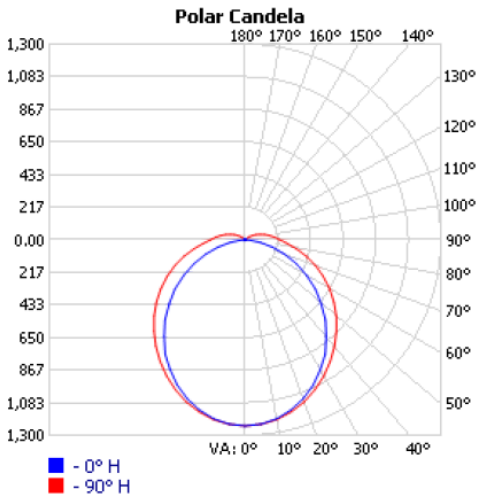
SWL-2-17-MVD



### Zonal Lumen Summary

Zone	Lumens	% Lamp	% Luminaire
0-30	490.4	24.2%	24.2%
0-40	796.5	39.3%	39.3%
0-60	1,404.9	69.3%	69.4%
60-90	505.1	24.9%	24.9%
70-100	323.4	16%	16%
90-120	106.7	5.3%	5.3%
0-90	1,910.0	94.2%	94.3%
90-180	115.0	5.7%	5.7%
0-180	2,025.1	99.9%	100%

SWL-4-34-MVD



### Zonal Lumen Summary

Zone	Lumens	% Lamp	% Luminaire
0-30	946.5	23.6%	23.6%
0-40	1,543.0	38.5%	38.5%
0-60	2,740.0	68.4%	68.4%
60-90	1,012.6	25.3%	25.3%
70-100	658.5	16.4%	16.4%
90-120	230.1	5.7%	5.7%
0-90	3,752.6	93.7%	93.7%
90-180	250.8	6.3%	6.3%
0-180	4,003.4	99.9%	100%

Made to order items. Minimum 90 day lead time. Minimum order quantity may vary please contact sales.

<sup>1</sup> DLC Listed / <sup>2</sup> DLC Premium Listed / <sup>3</sup> Title 24 / <sup>4</sup> JA8 & Title 24 / Typical color consistency. May vary or be changed.

L70 hours calculated based on LED package manufacturer LM80 report and ISTMT report of LED in luminaire. Stated values are for select catalog numbers. Contact Globalux for detailed information. / Actual performance may differ as a result of end-user environment and application. All values are design or typical values, measured under laboratory conditions at 25 °C.